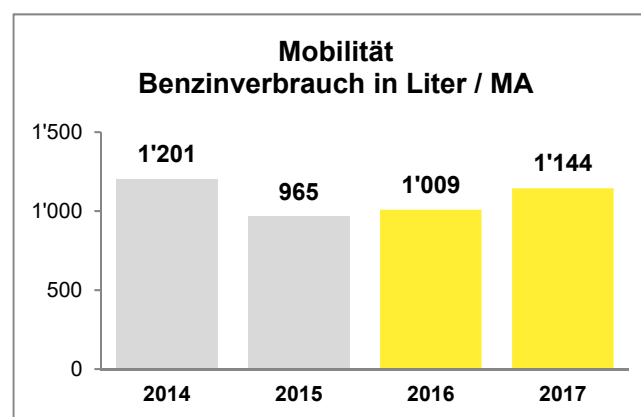
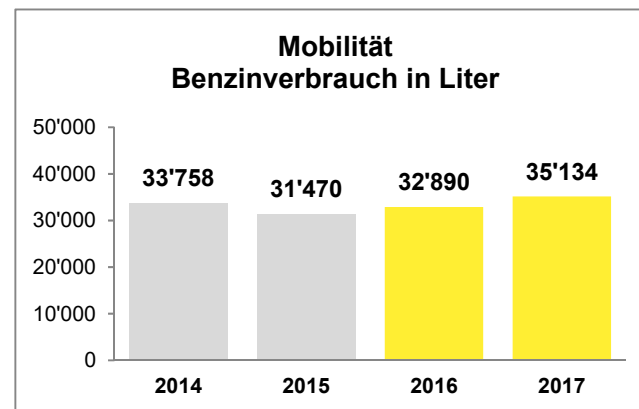
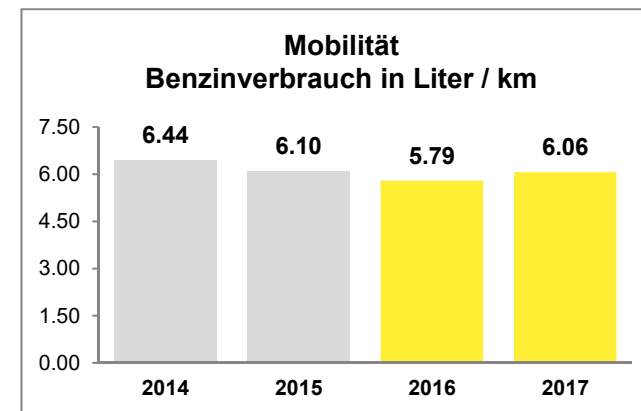
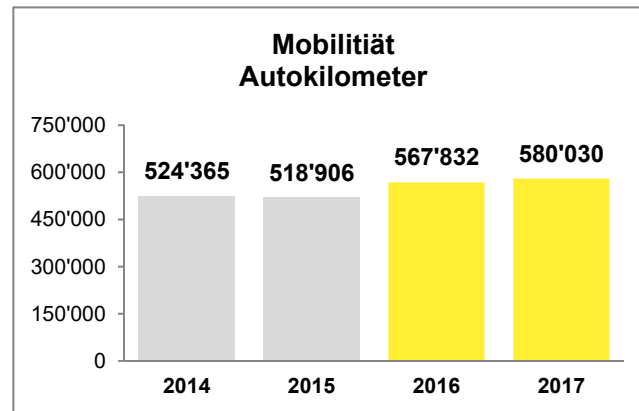


Umwelt-Kennzahlen

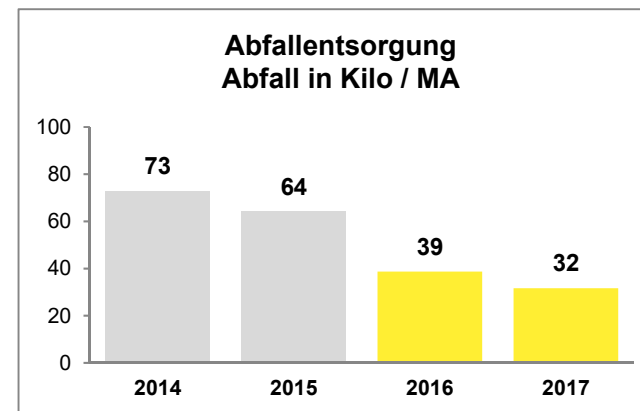
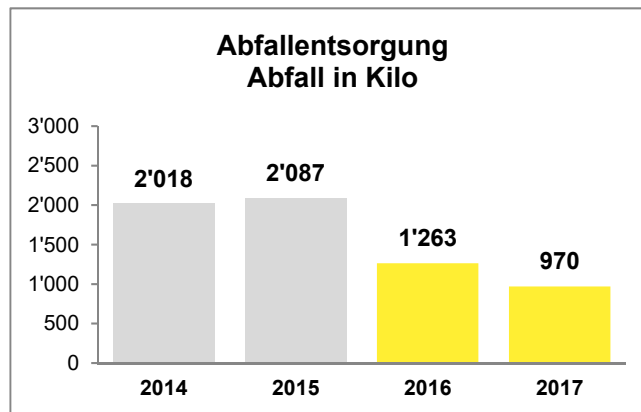
Agenda Ziel:	Trend weiterverfolgen	✓
	Trend reduzieren	↓

Betreffnis pro Jahr		Masseinheit	2014	2015	2016	2017	Differenz absolut zum Vorjahr	Differenz in %	Ziel 2018
Mobilität	Autokilometer	Kilometer	524'365	518'906	567'832	580'030	12'198.0	2.1	↓
	Benzinverbrauch	Liter	33758	31470	32890	35134	2'244.3	6.8	↓
	Benzinverbrauch / km	Liter	6.44	6.10	5.79	6.06	0.3	4.7	✓
	Benzinverbrauch / MA	Liter	1201	965	1009	1144	135.5	13.4	↓
Abfallentsorgung	Abfall	Kilo	2018	2087	1263	970	-292.5	-23.2	✓
	Abfall / MA	Kilo	73	64	39	32	-7.1	-18.3	✓
Energie I	Heizöl	Liter	2776	2512	2978	2853	-125.4	-4.2	✓
Energie II	Stromverbrauch	kWh	53168	58444	57216	60868	3'651.4	6.4	↓
	Photovoltaik-Erzeugung	kWh	7688	7593	6865	7582	716.5	10.4	↓
	Saldo	kWh	45480	50851	50351	53286	2'934.9	5.8	↓
Anderes	Papierverbrauch	Kilo	3347	1914	1624	1841	216.8	13.4	↓
	Papierverbrauch / MA	Kilo	119	59	50	60	10.2	20.5	↓
	Wasserverbrauch	m ³	82	101	117	114	-3.0	-2.6	✓

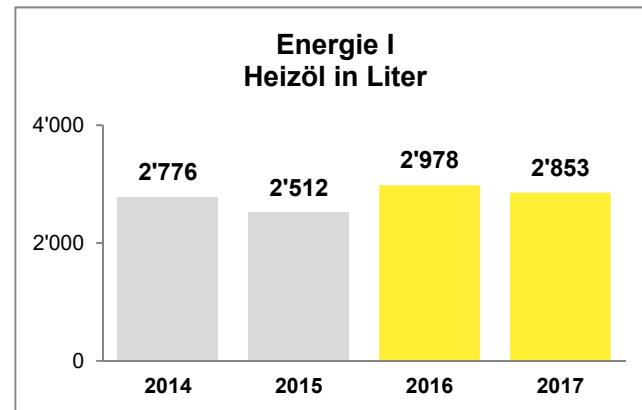
Mobilität



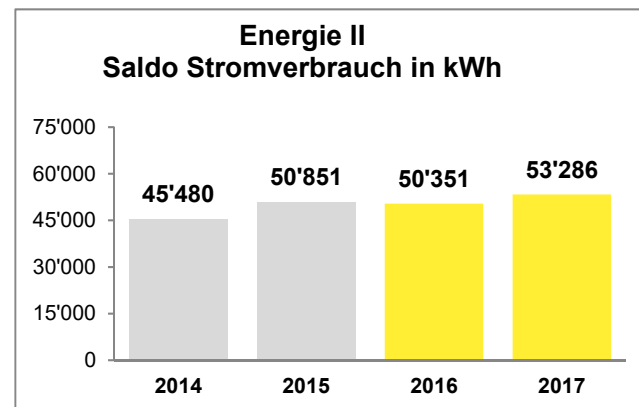
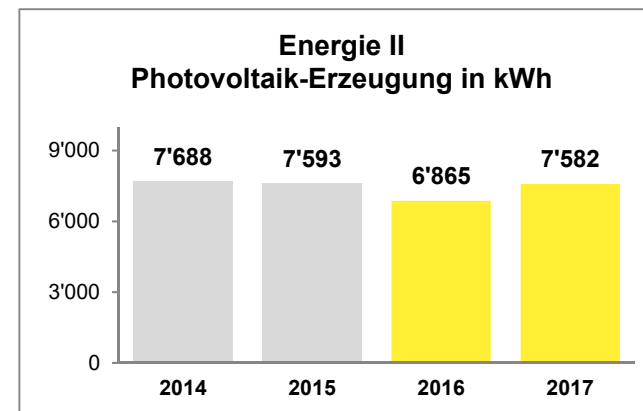
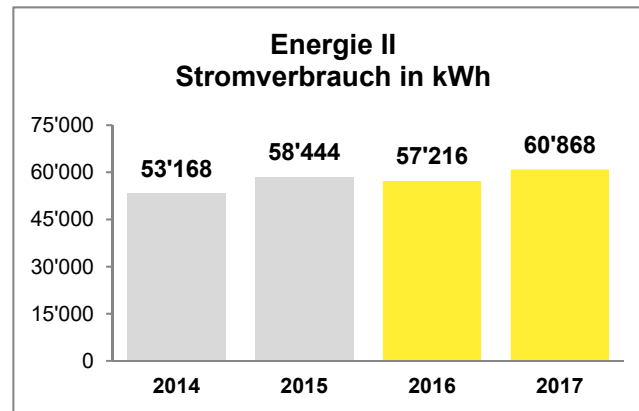
Abfallentsorgung



Energie I



Energie II



Anderes

