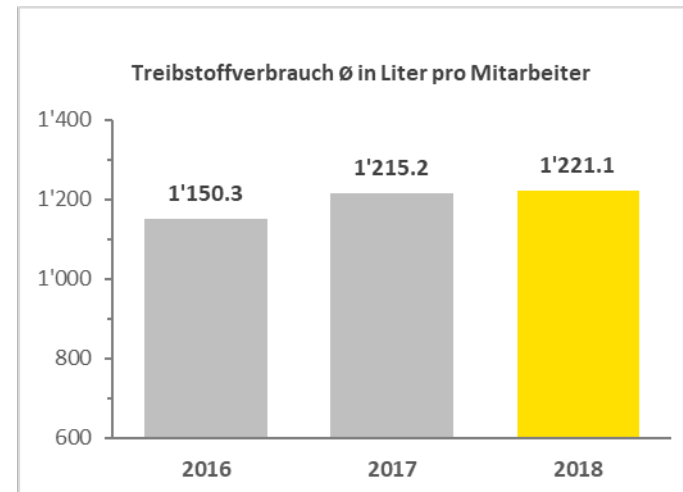
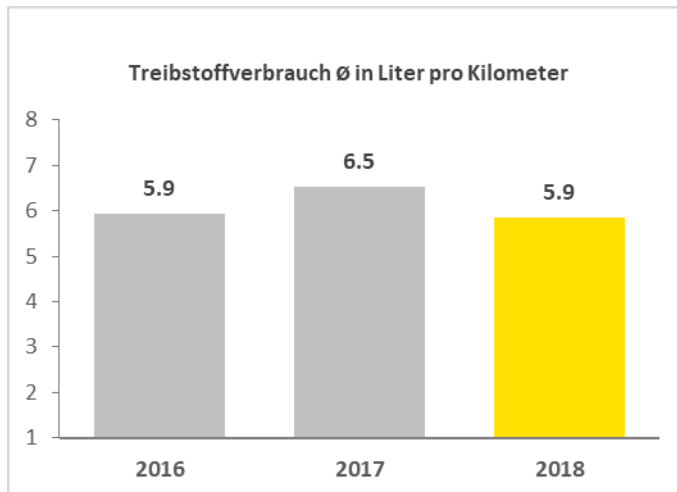
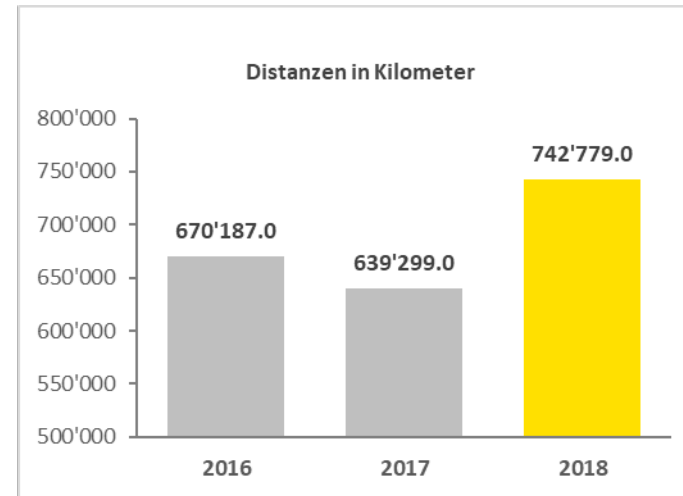
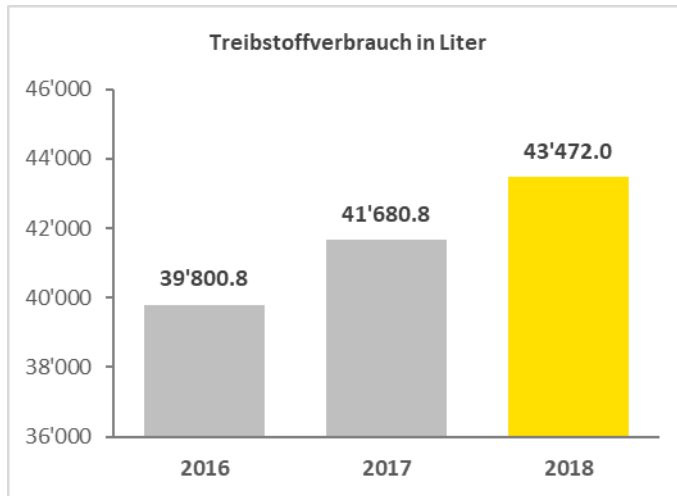


Umweltkennzahlen 2018 | Marquart Unternehmensgruppe

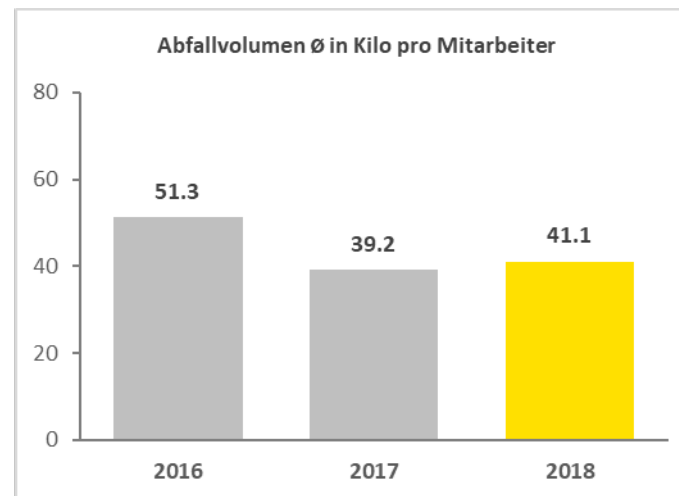
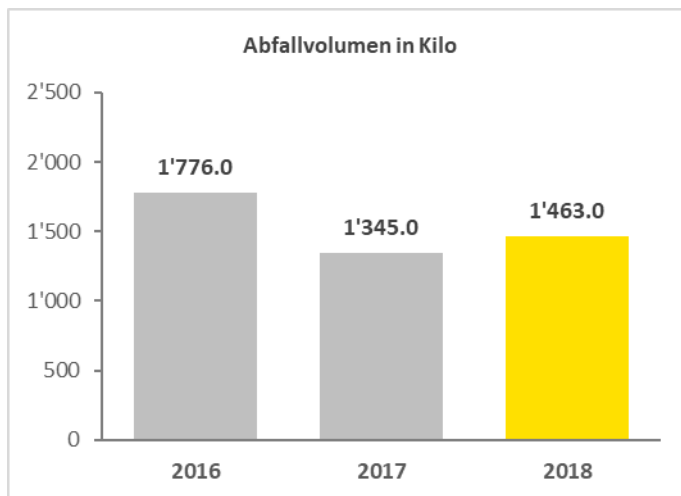
Agenda Ziel:	Trend weiterverfolgen	✓
	Trend reduzieren	↓

Betreffnis pro Jahr		Masseinheit	2015	2016	2017	2018	Differenz absolut zum Vorjahr	Differenz in %	Ziel 2018
Mobilität	Benzinverbrauch	Liter	38'313.6	39'800.8	41'680.8	43'472.0	1'791.2	4.3	↓
	Benzinverbrauch / km	Liter	6.1	5.9	6.5	5.9	-0.7	-10.2	✓
	Benzinverbrauch / MA	Liter	1'107.3	1'150.3	1'215.2	1'221.1	5.9	0.5	↓
	Autokilometer	Kilometer	627'645.0	670'187.0	639'299.0	742'779.0	103'480.0	16.2	↓
Abfallentsorgung	Abfall	Kilo	2'386.6	1'776.0	1'345.0	1'463.0	118.0	8.8	✓
	Abfall / MA	Kilo	69.0	51.3	39.2	41.1	1.9	4.8	✓
Energie I	Heizöl	Liter	2'512.2	2'978.2	2'852.8	3'067.9	215.1	7.5	✓
Energie II	Stromverbrauch	kWh	63'468.6	62'302.1	65'872.5	66'298.0	425.5	0.6	↓
	Photovoltaik-Erzeugung	kWh	7'593.0	6'865.0	7'581.5	7'527.0	-54.5	-0.7	↓
	Saldo	kWh	55'875.6	55'437.1	58'291.0	58'771.0	480.0	0.8	↓
Anderes	Papierverbrauch	Kilo	1'914.2	1'623.8	1'840.6	1'911.3	70.7	3.8	↓
	Papierverbrauch / MA	Kilo	55.3	46.9	53.7	53.7	0.0	0.0	↓
	Wasserverbrauch	m ³	101.0	117.0	114.2	128.3	14.1	12.3	✓

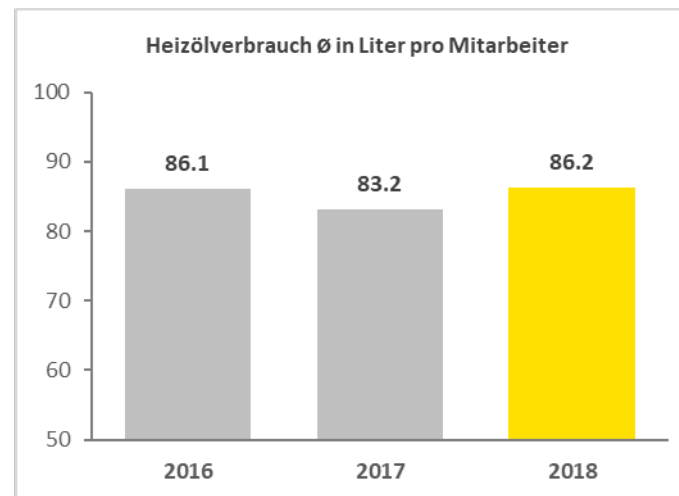
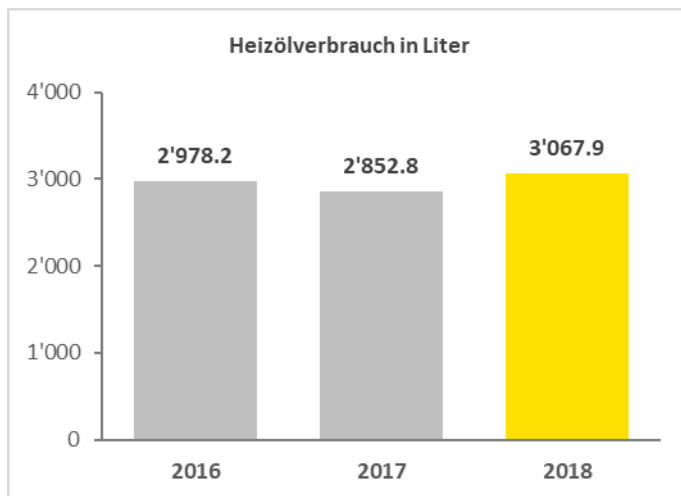
Mobilität



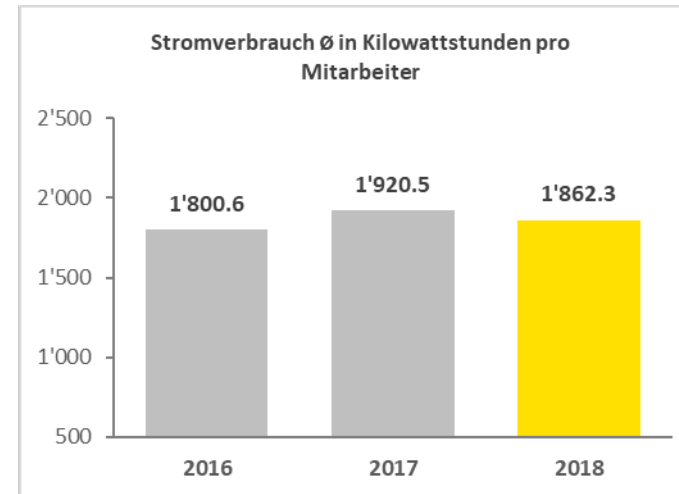
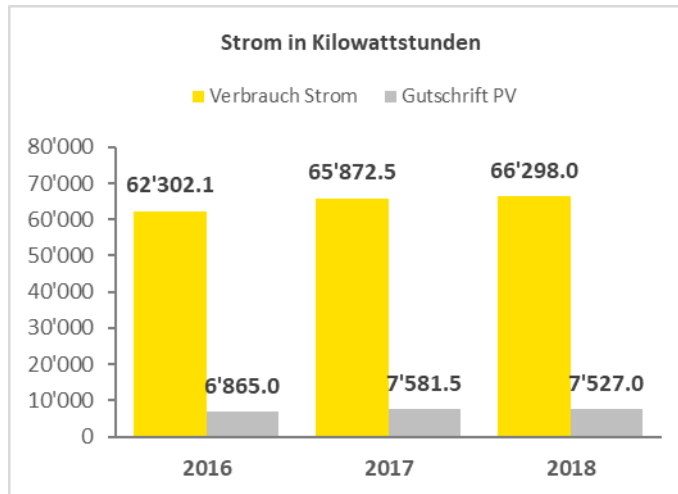
Abfallentsorgung



Energie I



Energie II



Anderes

